

2021 Price List

Effective from 1st July



Thermastore

Garden Sheds

Dimensions (Width x Length)	Shed Heights (Ridge height down to wall height)	Standard shed
3.1m x 3.3m (10' X 10')	9' down to 7"	€ 3,850
3.1m x 4.3m (10' X 14')	9' down to 7"	€ 4,300
3.1m x 5.3m (10' X 17')	9' down to 7"	€ 4,850
3.1m x 6.3m (10' X 20')	9' down to 7"	€ 5,400

Prices above are for standard 3.1m Garden Sheds which include insulated clear roof sections and pvc guttering. Included is a choice of a roller garage door, a steel security door or a double glazed pvc door. Pedestrian door opening sizes - approximately 0.8m wide. Roller door size 1.5m wide

Thermastore

Garages

Dimensions (Width x Length)	Shed Heights (Ridge height down to wall height) 9'6" down to 7'	Shed Heights (Ridge height down to wall height) 10'10" down to 8'4"	Shed Heights (Ridge height down to wall height) 12'6" down to 10'
4.1m x 5.3m (13'6" X 17')	€ 6,250	€ 6,650	€ 7,300
4.1m x 6.3m (13'6" X 20')	€ 6,850	€ 7,250	€ 8,000
4.1m x 9.3m (13'6" X 30')	€ 8,500	€ 9,000	€ 9,900

Prices above are for standard 4.1m Garages which include roller garage door, insulated clear roof sections and pvc guttering. Roller door size - 2.36m wide by 2m high / 2.4m high / 3m high

Dimensions (Width x Length)	Shed Heights (Ridge height down to wall height) 10' down to 7'	Shed Heights (Ridge height down to wall height) 11' down to 8'	Shed Heights (Ridge height down to wall height) 13' down to 10'
5.1m x 6.3m (17' X 20')	€ 7,700	€ 8,200	€ 9,100
5.1m x 9.3m (17' X 30')	€ 9,700	€ 10,400	€ 11,500
5.1m x 12.3m (17' X 40')	€ 11,700	€ 12,600	€ 13,850






Prices above are for standard 5.1m Garages which include roller garage door, insulated clear roof sections and pvc guttering. Roller door size - 2.86m wide by 2m high / 2.4m high / 3m high

Dimensions (Width x Length)	Shed Heights (Ridge height down to wall height) 10'6" down to 7'	Shed Heights (Ridge height down to wall height) 11'6" down to 8'	Shed Heights (Ridge height down to wall height) 13'6" down to 10'
6.1m x 6.3m (20' X 20')	€ 8,800	€ 10,100	€ 10,950
6.1m x 9.3m (20' X 30')	€ 11,600	€ 12,400	€ 13,950
6.1m x 12.3m (20' X 40')	€ 14,000	€ 15,100	€ 16,750
6.1m x 15.3m (20' X 50')	€ 16,450	€ 17,550	€ 19,400

Prices above are for standard 6.1m Garages which include roller garage door, insulated clear roof sections and pvc guttering. Roller door size - 2.86m wide by 2.2m high / 2.6m high / 3m high

50% Deposit is required at time of order. This is non-refundable. All prices include delivery (within 200km), installation and vat @ 13.5%

Optional Extras

8ft Heavy duty shelves		8ft Heavy Duty Shelves are a free standing unit which can be positioned in various locations internally. Shelves can be made shorter to fit inside smaller shed sizes. Standard shelf measurements are 2520mm L x 1500mm H x 415mm D	€199
8ft Heavy Duty Workbench & Vice		8ft Workbench and Vice is a free standing unit which can be positioned in various locations internally. Workbench can be made shorter to fit inside smaller shed sizes. Standard Bench measurements are 2520mm L x 1000mm H x 620mm D	€259
Bicycle Rack		Bicycle rack is fixed at a standard height of 1.6m high and can be positioned in various locations internally. Fitting location to be specified at time of order.	€49
Garden Tool Rack		Garden tool rack is fixed at a standard height of 1.6m high and can be positioned in various locations internally. Fitting location to be specified at time of order.	€29
Adjustable Tool Rack		Adjustable tool rack is fixed at a standard height of 1.6m high and can be positioned in various locations internally. Each rack comes standard with 10 hooks. Available in sizes up to 3m long. Fitting location to be specified at time of order.	€59
<p>Steel Security Door - €550 / Pvc Opening Window - €229 / Pvc Entrance Door €550 / 5ft Pvc French Door €950</p> <p>Extra Roller Door - €500 / Auto Roller Door Unit - €300 / Roller Door Chain Unit - €100</p>			



www.admansteelsheds.ie
 info@admansteelsheds.ie
 (053) 9430001

Ballycanew Road, Gorey,
 Co. Wexford.



* 15 year anti-guarantee shall cover all buildings in an inland location (more than 1km from the sea) for a period of 15 years. All buildings located in a coastal location (within 1km from the sea) are covered for a period of 10 years.